



Ordering Your Business Cards

Please complete the following steps if you would like to have Vista Print complete your order. They will ship the card to your designated address.

1. Go to www.vistaprint.com
2. Create an account using your business email.
3. Email support@axxessfunding.com requesting the business card template to be transferred to your account. Please provide your Vista Print account number.
4. We will then add/transfer our business card template directly into the account provided, so that you can use the same setup.
5. Once setup, you will be able to enter your information onto the business card order form on Vistaprint.com and create your order. Please see Vista Print website for all details of pricing and delivery times.

Using Your Own Vendor


If you prefer to have another vendor create your own cards, then download the digital logos in the previous screen.

Sample Business card on next page


Sample Business Card

Business cards - premium matte ✕

Front Back



600 S. Lake Ave. Suite 408
Pasadena, CA 91106
626.768.0680 O | 626.460.2002 M
626.551.3189 F | NMLS 290316
jgarcia@loanaxxess.com



Jaime A. Garcia
Branch Manager
Mortgage Specialist


Exceptional Service, Communication & Fast Closings

Close

Business cards - premium matte ✕

Front Back

Can I help you with anything else?



Close